



This presentation was originally given by:

Richard D. Richardson, Sr. Vice President, Phoenix-Hecht
and
Michael J. Alfonsi, Managing Director, AnalyticResults

For questions about this material contact

Richard: richard@phoenixhecht.com

or

Michael: michael@analyticresuts.com



29 Steps to Improve Treasury Performance


Phoenix-Hecht
 www.phoenixhecht.com
 Richard D. Richardson
 Senior Vice President
 richard@phoenixhecht.com
 919-541-8339


AnalyticResults
 www.analyticresults.com
 Michael J. Alfonsi
 Managing Director
 michael@analyticresults.com
 610-329-7980

We collected data from over 300 treasury reviews and from six major benchmarking sources

- DecisionGauge
- AnalyticResults
- Phoenix-Hecht
- Gartner
- CFO Magazine
- Hackett Benchmarking

29 Steps to Improve Treasury Performance
 © 2002 Phoenix-Hecht & AnalyticResults Page 2

We used a combination of quantitative and qualitative approaches to measure treasury performance improvement against five dimensions:


- Collections**
 - Effectiveness
 - Value-added services
 - Security/Risk Management
- Disbursements**
 - Effectiveness
 - Integration
 - End-user tools
- Operational Excellence**
 - Practices
 - Productivity
 - Cost
 - Quality
- Business Partner**
 - Leadership
 - Innovation
 - Involvement
- Funding / Investing**
 - Risk Management
 - Leveraging competencies
 - Forecasting

World-Class Treasury & Finance

29 Steps to Improve Treasury Performance
 © 2002 Phoenix-Hecht & AnalyticResults Page 3

We'll be asking you to self-assess your own performance in each dimension, after we present data supporting why particular attributes in each dimension are key indicators of overall performance

Pricing Wholesale Lockbox Items

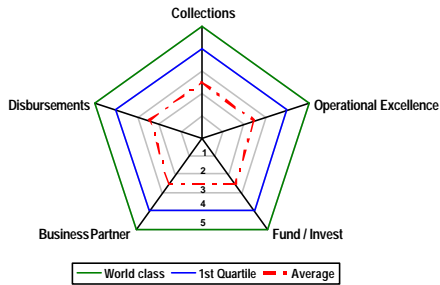


Now, please rate your Collections:

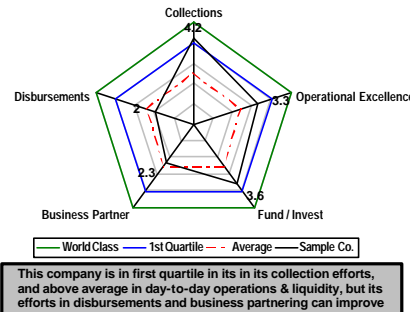
Attribute	Rate	Weight
Collection Effectiveness	4	1
Collection Value-added Services	3	1
Collection Security/Risk Management	4	1
Collection Integration	3	1
Collection End-user Tools	3	1
Collection Leadership	3	1
Collection Innovation	3	1
Collection Involvement	3	1
TOTAL		

Sample support page
 Sample rating page
 29 Steps to Improve Treasury Performance
 © 2002 Phoenix-Hecht & AnalyticResults Page 4

At the conclusion, taking the five summary scores from from each of the five dimension's rating pages, and plotting, using the "radar" or spider technique, you can discover your own performance profile -- thus producing a tool or "snapshot" -- highlighting areas for improvement



Here's a sample performance profile, using this self-assessment methodology



Let's begin:

- For each performance dimension, first some industry benchmarks and data
- In concluding each dimension, we'll present some specific performance attributes for it, and ask you to privately rate your treasury performance in those attributes:
 - 0 = Non-existent...not done at all
 - 1 = We need to know more and do more
 - 2 = We know about it and/or we've looked at it or perform it now & then
 - 3 = Part of the regular routine, performed satisfactorily
 - 4 = #3, AND we're "SMEs" -- we can teach it!
 - 5 = Absolutely #3and #4, AND we're best-in-class, we have people who win bonuses for it....John McLaughlin's "Metaphysical Certi
- We'll all, together, transfer the five individual dimension scores, and plot the final rating page, i.e., the "radar chart," at the conclusion on the session
- We're going to go fast....we have more data than time allows!

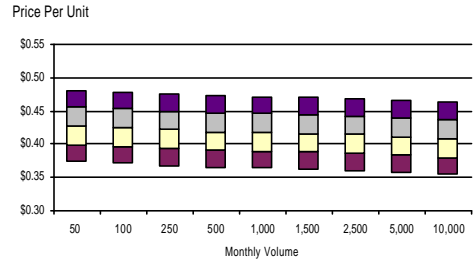
Collections

Collections has six attributes that, when combined, indicate performance:

- Float management
- Remittance production & return information management
- Integration of collections to / with overall financial philosophy & approach...e.g., attaining the "right" DSO target
- Cost management
- Payment systems utilization
- Risk Management

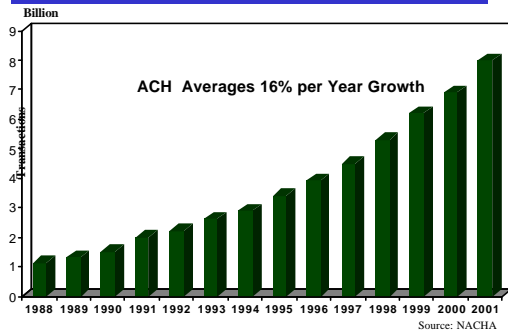
Pricing Wholesale Lockbox Items

Expected Price Quartiles by Volume



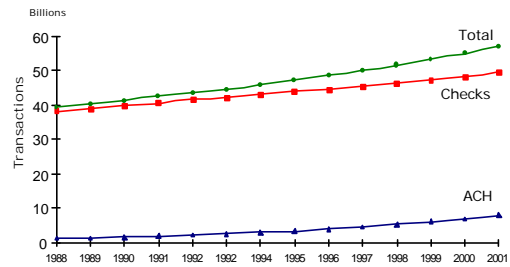
Source: 2002-2003 Blue Book of Bank Prices™

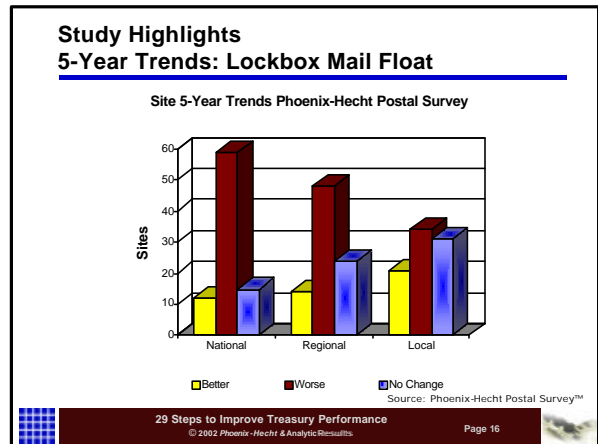
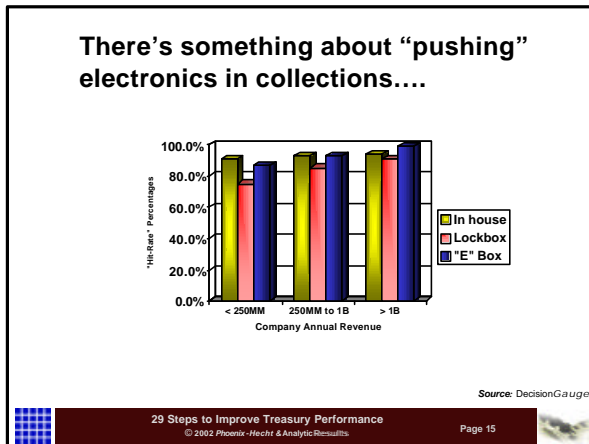
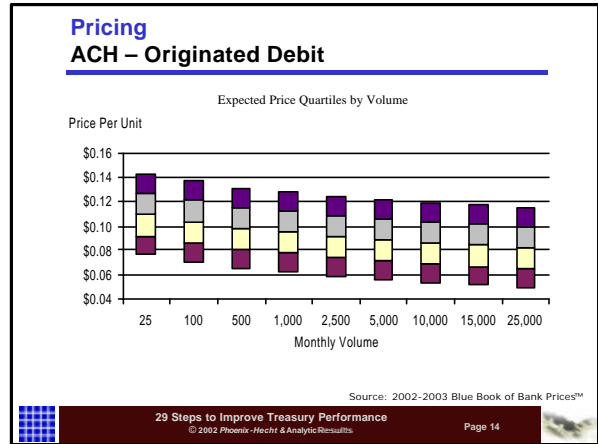
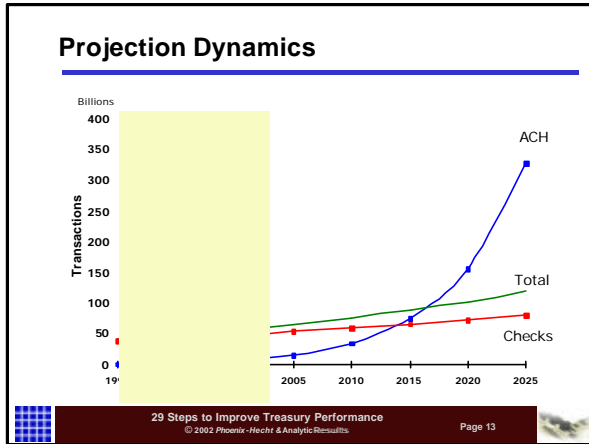
Electronic Payment Growth

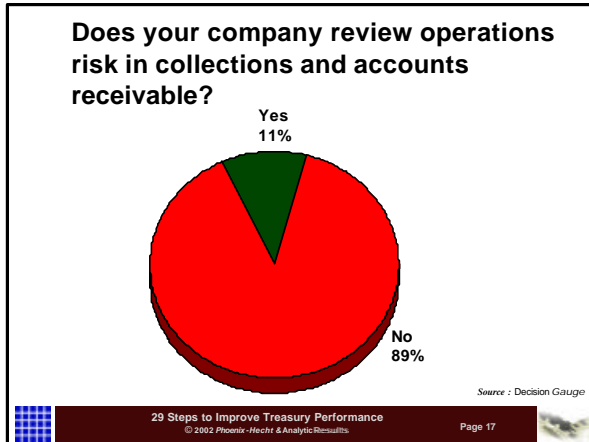


Source: NACHA

ACH and Check History







Now, please rate your Collections:

Attribute	Your 0 to 5 Rating	Weighting	Extension
Remittance total float is known and managed		.2	
Payment media match BOTH customer AND corporate approaches		.1	
Electronic payment detail is used AND is effective		.1	
Collection efforts translate to DSO metrics		.2	
Risk Management Program is defined and performed		.2	
Pricing for services at or below industry standards		.2	
TOTAL			<input type="text"/>

Summary Score.
Enter here and plot on the spider grid axis line: "Collections"

29 Steps to Improve Treasury Performance
© 2002 Phoenix-Hecht & AnalyticResults Page 18

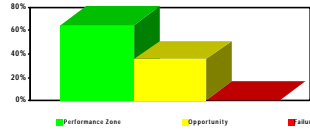
Disbursements

29 Steps to Improve Treasury Performance
© 2002 Phoenix-Hecht & AnalyticResults Page 19

- ### Disbursements have seven attributes that, when combined, indicate performance:
- Positive Pay is fully utilized
 - Disbursement payment media are utilized in "supply chain" approach
 - Stop payment data is directly input by requestor
 - Disbursement efforts translate to DPO / WCM metrics
 - Pricing for services at or below industry standards
 - Disbursement data points are utilized for forecasting
 - "Process" costs and controls are balanced
- 29 Steps to Improve Treasury Performance
© 2002 Phoenix-Hecht & AnalyticResults Page 20

EFT Disbursements / "Primary" Vendors

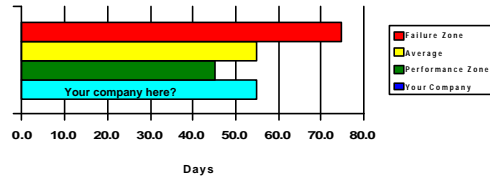
Aggregated Database: Supply Chain Management



- **Observation:** Companies who identify "primary" vendors also tend to pay those vendors electronically
 - **Implication:** Lack of awareness or indifference to benefits of negotiated timing of payments, coupled with the reductions of costs in electronic settlement and payments, can cost a key vendor relationship
 - **Action:** Consider electronic disbursements in conjunction with an overall A/P best practices and cost reduction effort
- Source: Decision Gauge

Days Payable Outstanding

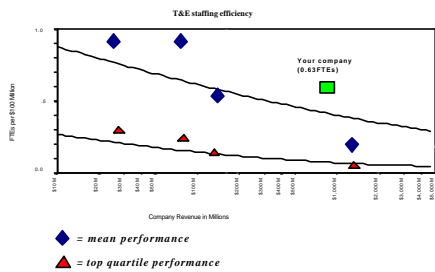
Aggregated Database



- **Observation:** Investigate your peer group, or find a peer group, for DPO
- **Implication:** Manage metric to your target
- **Action:** Maintain, within the context of current working capital strategy, but revisit if all working capital attributes are considered across the organization

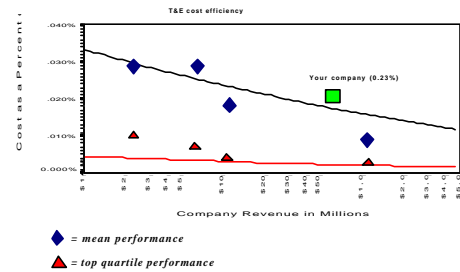
Source: Decision Gauge

T&E best practices help reduce staffing requirements...



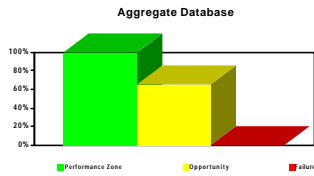
Source: Decision Gauge

...and result in a reduced T&E cost structure



Source: Decision Gauge

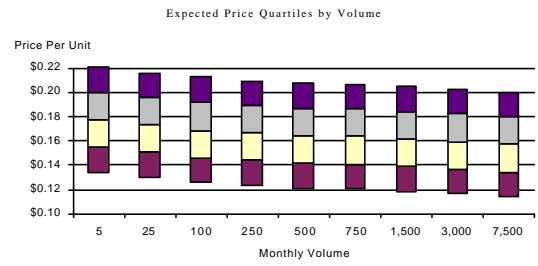
Positive Pay Utilization



- **Observation:** Are you using positive pay?
- **Implication:** Lack of awareness or indifference to risks of check fraud
- **Action:** Immediately implement positive pay, if not already implemented

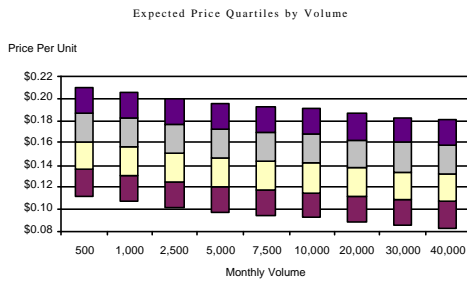
Source: Decision Gauge

Pricing Checks Paid – Regular



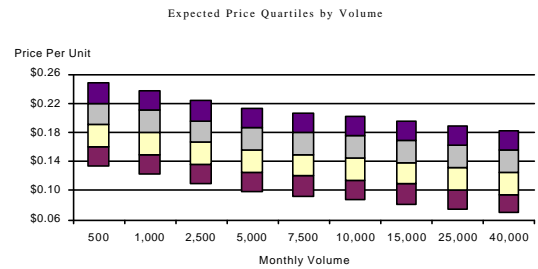
Source: 2002-2003 Blue Book of Bank Prices™

Pricing Checks Paid – Controlled Disbursement



Source: 2002-2003 Blue Book of Bank Prices™

Pricing Checks Paid – Positive Pay



Source: 2002-2003 Blue Book of Bank Prices™

Now, please rate your Disbursements:

Attribute	Your 0 to 5 Rating	Weighting	Extension
Positive Pay is fully utilized		.3	
Disbursement payment media are utilized in "supply chain" approach		.1	
Stop payment data is directly input by requestor		.1	
Disbursement efforts translate to DPO / WCM metrics		.1	
Disbursement data points are utilized for forecasting		.1	
"Process" costs and controls are balanced		.2	
Pricing for services at or below industry standards		.1	
TOTAL			

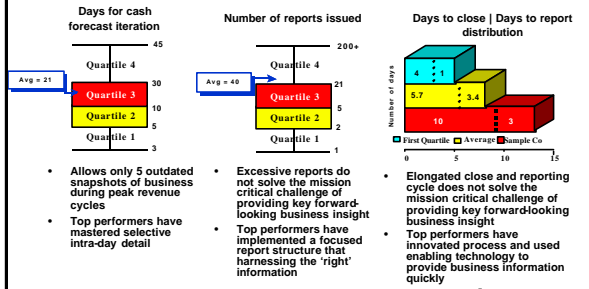
Summary Score.
Enter here and plot on the spider grid axis line: "Disbursements"

Funding / Investing

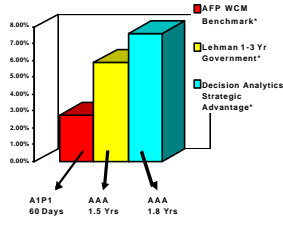
"Funding & Investing" has five attributes that, when combined, indicate performance:

- Cash Visibility & Forecasting
- Target WCM metrics...and COD/ROI targets
- Lines & Loans, placements and purposes match liquidity needs and reasons
- Interest rate (both ways) risks are known and quantified...and appropriately hedged
- Credit (type & to customers) and Investment (type & to broker) policy updated and in compliance

Delivery of key financial data to support effective business decision making cannot be hampered



The data, and the results, support a well managed effort in ANYONE'S investment practices...



*as of September 2002

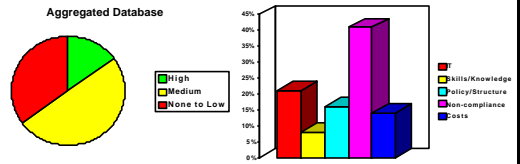
Tips from the best performers:

- Don't confuse maturity with duration!
- Use AVERAGE credit in the portfolio
- Sectors, Sectors, Sectors.... There's more performing sectors out there than governments!

Source: Decision Analytics
www.decisionanalytics.com



Cash "visibility" remains a challenge for many....

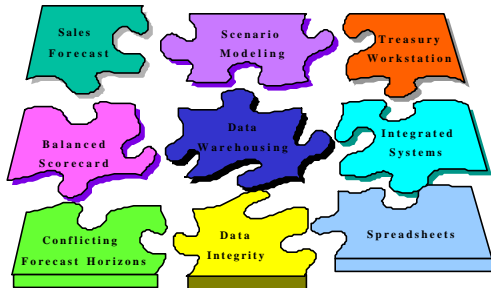


Is all of the company's cash visible to you at HQ?

For what is NOT visible, what's the root cause of why cash is not visible?

Source: Decision Gauge

... so most companies' efforts are poorly coordinated



We have reviewed our investment policy within the last six months



Source: Decision Gauge

Now, please rate your Funding / Investing effort:

Attribute	Your 0 to 5 Rating	Weighting	Extension
Cash positions are known and cash is "visible" & forecasted		.3	
Credit & Investment vehicles match needs and purposes		.2	
Horizon goals are known and placements are tracked to goals		.1	
BOTH credit AND Investment policy exists and has been updated		.2	
WACC is down 15% or more over last year, or you are at least at the AFP B-mark on ROI...and you BOTH care and can prove it!		.2	
TOTAL			

Summary Score
Enter here and plot on the spider grid axis line: "Fund/Invest"

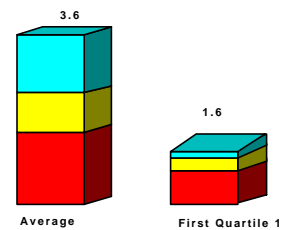
Operational Excellence

Operational Excellence has five attributes that, when combined, indicate performance:

- People Management
- Performance / Quality Measurement
- Bank Relationship Management
- Overall Cost Management
- Integration of Functions

"Back-Office" Processing Drives Treasury Staffing

FTEs Per \$ 500 Million Of Revenue



Legend: Cash Management (Red), Treasury Management (Yellow), "Interface" Functions (Cyan). Source: Decision Gauge

Treasury & Finance still lags other areas of the company....

My manager has the people skills needed for our area...

Aggregated Database:
Treasury & Finance



High
Medium
None to Low

Aggregated Database:
Sales, Production & IT



Source: Decision Gauge

Credit Influence

Upper-
Middle Large
Corp

Have any credit banks reduced or withdrawn credit commitments in the last year? 15.4% 38.6%

If your credit banks reduced or withdrew credit commitments, have you moved cash management services? 16.5% 33.5%

Source: 2002 Cash Management Monitor™

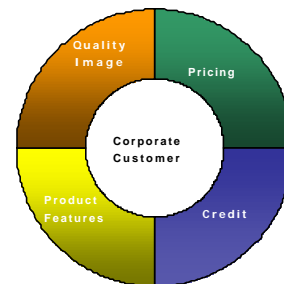
Main Reason that Determines Company's Most Important Cash Management Bank

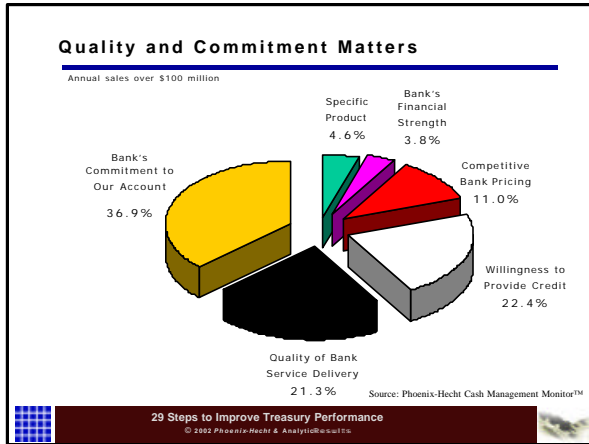
Large Corporate	2000	2002	Diff
Most important credit bank	13.9%	20.9%	7.0%*
Our major concentration bank	36.7	34.7	(2.0)
Provides the greatest number or volume of services	27.3	22.9	(4.4)*
Our primary lockbox bank	4.6	4.9	0.3
Our primary disbursement bank	7.2	7.0	(0.2)
In the most important geographic location	6.1	4.4	(1.7)
Most competitively priced	4.2	5.2	1.0

*Statistically significant change

Source: 2002 Cash Management Monitor™

Influencing Dimensions to the Cash Management Relationship



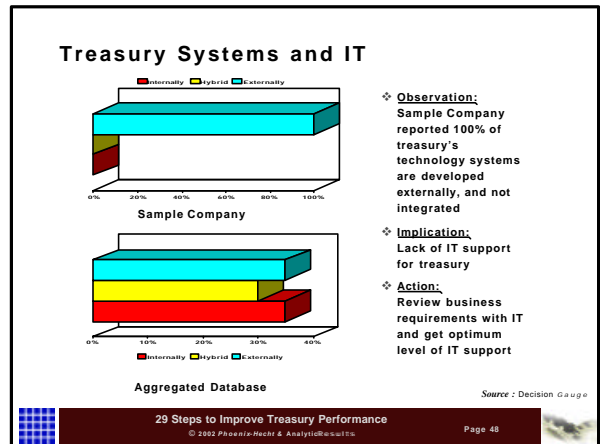
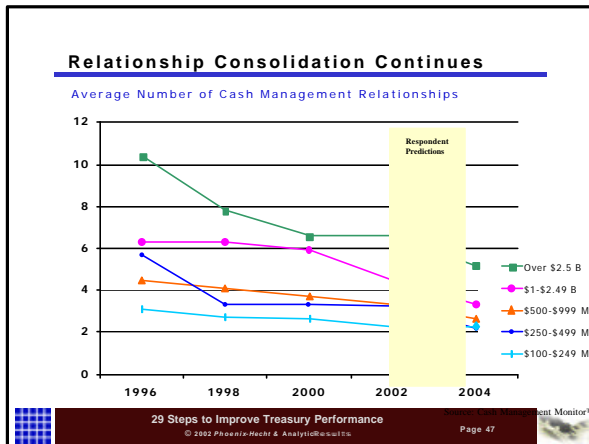


Distribution of Quality Index Grades™

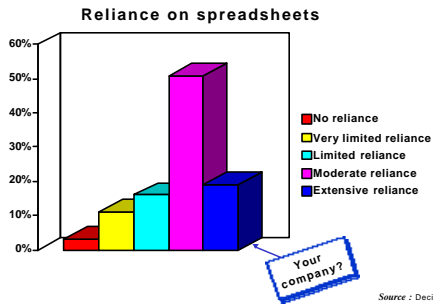
Grade	Middle Market	Upper Middle Market	Large Corporate Market
A+	23%	15%	17%
A	19%	20%	17%
B	43%	38%	40%
C	8%	10%	10%
D	7%	17%	16%

Source: 2002 Cash Management Monitor™

29 Steps to Improve Treasury Performance
© 2002 Phoenix-Hecht & AnalyticResults

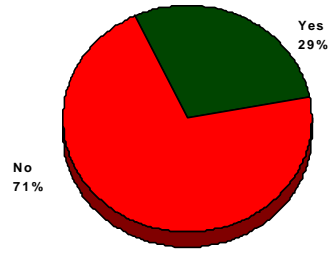


Spreadsheets remain a critical analytical tool and a data repository...



Does your company use a "bank report card?"

Existence of a formal, documented bank report card



Now, please rate your Operations:

Attribute	Your 0 to 5 Rating	Weighting	Extension
Performance reviews, including yours, are timely, fact-based & fair		.1	
Performance & Quality are measured and managed, e.g. bank report cards		.2	
Banking managed as RELATIONSHIP		.2	
Cost of the function/s are known and managed to targets		.2	
Treasury & Finance integrated with other areas, or moving toward integration		.3	
TOTAL			

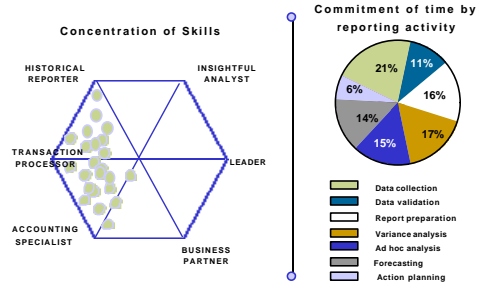
Summary Score
Enter here and plot on the spider grid axis line: "Operational Excellence"

Business Partnering

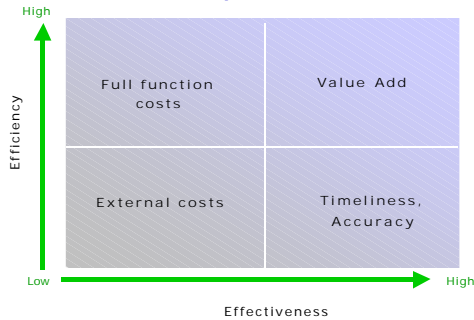
Business Partnering has these five attributes:

- Benchmarking is used as a management tool
- Cross functional teams & six sigma improvement approaches are utilized
- Influential SME role in product development or corporate restructurings, or business changes/improvements, e.g HIPAA
- Corporate Standards & Accountability -- Treasury has an opportunity for leadership!
- Planning

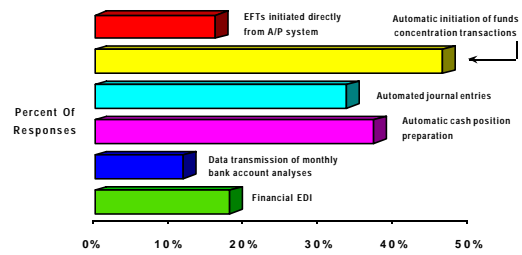
Typical Practices Have Focused on Non-Value-Added Activities

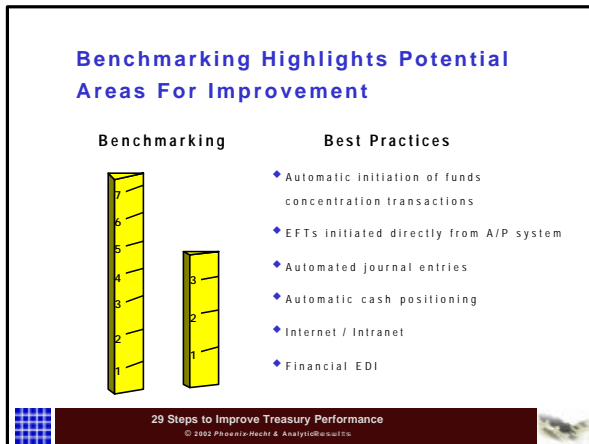
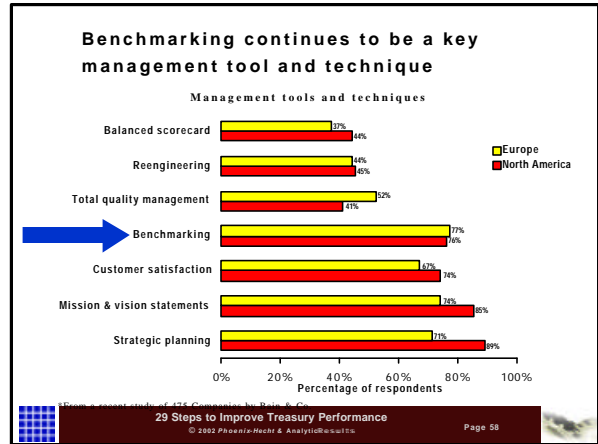
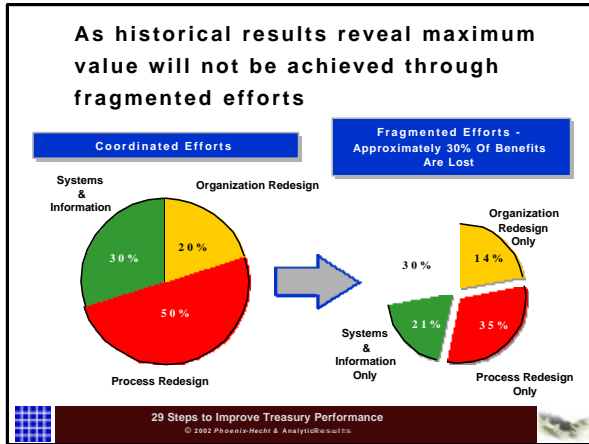


Focus On The Important



Limited Use Of Best Practices in Treasury Impedes Treasury's Effectiveness





Plans and Intentions

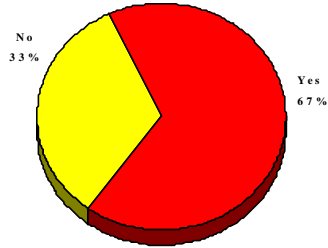
	Large Corporate	Upper-Middle Market
Scale 1-5 with 5 = Very Important		
Add or Change a Controlled Disbursement Site	2.35	2.03
Add or Change ACH Bank	2.18	1.96
Add or Change Lockbox Locations	2.77	2.27
Initiate Internet-based Consumer Bill Payment	2.20	2.02
Expand e-commerce with Suppliers	2.83	2.56
Expand e-commerce with Corporate Customers	2.90	2.52
Expand e-commerce with Consumers	2.35	2.16
Do a Treasury Review	3.04	2.66
Add or change a Bank for International Services	2.40	1.99

Source: Phoenix-Hecht Cash Management Monitor™

29 Steps to Improve Treasury Performance
© 2002 Phoenix-Hecht & AnalyticResults

Does your company have a documented strategic TREASURY plan?

Do you have a formal, documented strategic plan?



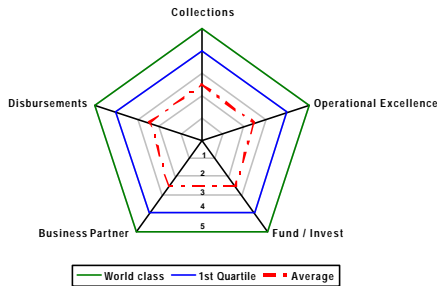
Source: Decision Gauge

Now, please rate your efforts in Business Partnering:

Attribute	Your 0 to 5 Rating	Weighting	Extension
Six-Sigma, or six-sigma like approaches are used for continuous process improvement		.1	
Treasury plays a Subject Matter expert role whenever technology, product or customer process changes are made		.2	
Treasury & Finance is viewed as a leader, and model for transparency		.2	
Benchmarking is actively used as a management tool		.2	
A Treasury Plan, or a Finance Area Plan, exists, is tracked and is met		.3	
TOTAL			Summary Score

Enter here and plot on the spider grid axis line: "Business Partnering"

Please plot your five summary scores from each dimension rating page... and connect the dots



**The 29th Attribute...
Do you know how valuable you are?
So let's get even better!**

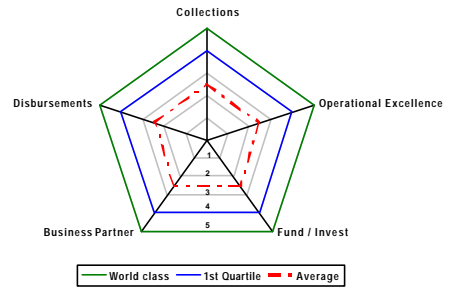
- Treasury knows all components of the cash flow timeline and the company's operations
- Treasury sees the daily effect, and the result, of the company's business model and cycle
- Treasury can do the math!
- Treasury protects the company's #1 asset (after its people)...cash!
- Treasury enables every other business function

Treasury's Challenges are to Now Possess Significantly Different Skills and Lead!

- Working Capital Gurul
- Flexible, creative problem-solvers
- Customer service and advocacy
- Strong ability to exploit technology
- Ability to see the vision, take initiative and lead change
- Cross-business and multi-disciplinary skills
- Global business-process capability
- Strong team-building and interpersonal skills
- LEADERSHIP, LEADERSHIP, LEADERSHIP



Here's an extra page, to see how your score improves a few months from now...



For more information...

- Essentials of Cash Management, Association of Financial Professionals, Bethesda, MD. 2000. www.afponline.org
- Corporate Cash Management Handbook, Richard Bort, ed. RIA, Carol Stream, IL. Updated 2002. www.riahome.com
- Phoenix-Hecht, Research Triangle Park, NC. www.phoenixhecht.com
- CFO Magazine, CFO Publishing Corp., Boston, MA. www.cfo.com
- Gartner Group, Boston, MA. www.gartner.com



29 Steps to Improve Treasury Performance

Phoenix-Hecht
www.phoenixhecht.com

Richard D. Richardson
Senior Vice President

richard@phoenixhecht.com
919-541-9339

AnalyticResults
www.analyticresults.com

Michael J. Alfonsi
Managing Director

michael@analyticresults.com
610-329-7980

Addenda Information

